



FANS, HEATERS AND RADIATORS

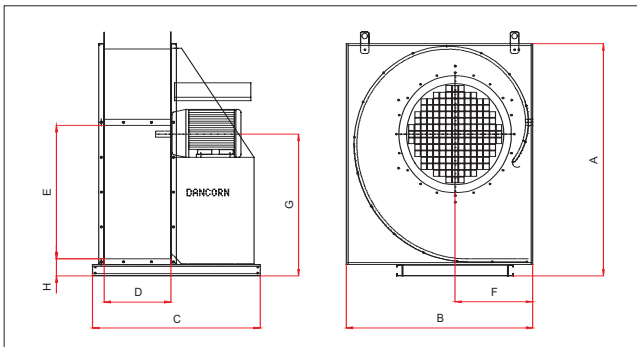
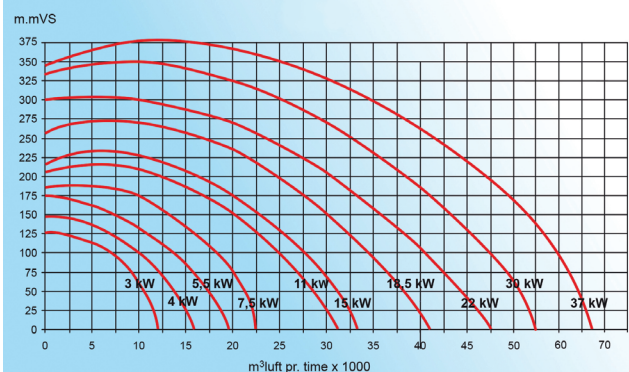
Quality, strength and efficiency
– the essential equipment...



Fans

Fans type D

- 7.5-37 kW fan size
- Galvanized – corrosion resistant finish
- High efficiency
- Low noise
- Low power consumption
- Statically and dynamically balanced
- Low self-heating
- Large air quantity
- With suction from right or left side
- Air discharge horizontally or downwards



Fans type D

- is developed to provide a large air quantity and the ability to overcome high back pressures. Important qualities for every silo installation, floor storage and aeration system.
- fan impeller is developed using the latest technology resulting in a highly efficient output.
- is made in a modern design, which makes the fan perfect for every installation.

Fans type D is a strong construction made of galvanized sheet to ensure the fan a long life.

The dimensioned sketch shows a fan with inlet from the right.

Output and dimensions for fans provided by the manufacturer.

OUTPUT AND DIMENSIONS FOR FANS:

Type	D10	D15	D20	D25	D30	D40	D50
Motor 1500 rpm. kW	7,5	11,0	15,0	18,5	22,0	30,0	37,0
Motor 1500 rpm. hk	10,0	15,0	20,0	25,0	30,0	40,0	50,0
m3 air by 80 mm w.c.	19.000	27.000	32.000	37.000	44.500	54.000	62.000
m3 air by 120 mm w.c.	16.800	23.000	28.000	33.800	41.500	48.500	57.000
m3 air by 150 mm w.c.	14.000	20.000	25.000	31.200	38.300	46.000	53.000
A mm height	1415	1580	1580	1780	1780	1940	1940
B mm length	1195	1320	1320	1425	1425	1660	1660
C mm width	1180	1210	1280	1245	1305	1400	1400
D mm width	450	480	550	515	575	560	630
E mm height	820	920	920	1040	1040	1100	1100
F mm length	475	535	535	595	595	670	670
G mm height centre	855	980	980	1090	1090	1195	1195
H mm height	90	120	120	120	120	130	130
Inlet	Ø600	Ø700	Ø700	Ø800	Ø800	Ø800	Ø800
Weight incl. electrical motor	211	310	350	420	460	740	760





Heat exchanger type VG-56 for silo drying

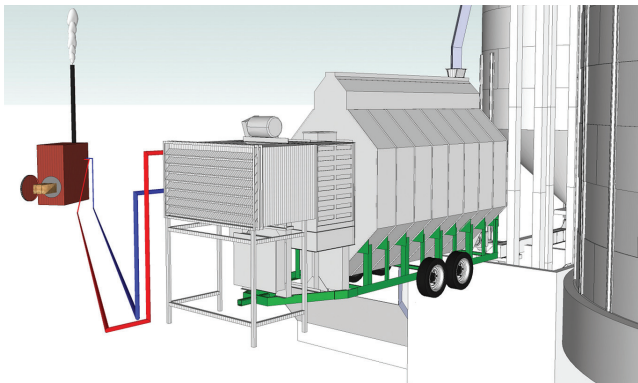
▶ Hot Water Radiators

- Safe heating source
- Low operational costs
- No fire protection required
- Hot-dip galvanized
- Long life
- Tested for compressive strength up to 4 bar/ 9 bar - depending on the model.
- Can be used in combination with a straw burner
- Many different sizes available

You get a safe and favorable heating source when connecting a hot water radiator to a central heating system.

If a very high air temperature is required two radiators can be connected in series. For example twin radiators can be mounted on a continuous flow mobile dryer.

The quoted heating outputs are approximate due to the different air quantity, pump size, pipe dimension, pipe length etc.



OUTPUT AND DIMENSIONS OF THE HOT WATER RADIATOR:

Calorifier Type	Output (kW)	Dimension (mm)		Weight (kg)	Pumpsized (l/min)	Supply flow temperature (°C)	Airflow (m ³ /h)
		Height	Width				
VG-34	47	700	750	150	76	90	10.000
VG-36	70	1.050	750	240	114	90	10.000
VG-44	63	700	1.000	230	100	90	10.000
VG-46	95	1.050	1.000	305	152	90	10.000
VG-54	78	700	1.250	250	126	90	10.000
VG-56	122	1.050	1.250	375	190	90	10.000
VK-500	500	1.165	2.400	-	500	95	28.000
VK-600	600	1.500	1.580	-	500	95	35.000
VK-750	750	1.165	2.400	-	500	95	45.000
VK-900	900	2.000	2.000	-	500	95	56.000

Calculated from the parameters above.




Mobile oil heaters

Suitable for:

- Grain drying
- Room heating
- Defrosting – frost protection
- Drying out after cleaning the stables
- Pre-heating of seed potatoes

Accessory package with chimney (2 m), rain cover and filter package.



OUTPUT AND DIMENSIONS FOR OIL HEATERS:

Type	Brutto output Kcal / h	Brutto output kW / h	Net output Kcal / h	Net output kW / h	Air output consump m ³ / h	Tank capacity Litre	Fuel Kg / h	Weight Kg	Length mm	Width mm	Height mm
SE120	27.534	32	23.294	27	1.150	42	2,70	48	1215	440	670
SE200	47.318	55	42.350	49	2.000	65	4,64	80	1435	555	940
SE300	73.119	85	63.979	74	3.300	105	7,17	110	1740	690	1025
PH400	94.616- 64.533	110 - 75	85.155- 57.452	99 - 66	5.500	135	9,27- 6,33	149	1840	770	1220
Jumbo110	94.999	110,46	88.159	102,51	9.000	-	8,74	200	1.765	800	1.214
Jumbo145	124.455	144,72	115.992	134,87	12.000	-	11,45	254	1.905	890	1.354
Jumbo185	159.563	185,54	147.117	171,07	13.000	-	14,68	270	2.013	912	1.414
Jumbo235	202.715	235,72	186.498	216,86	17.000	-	18,65	351	2.245	982	1.584
Farm110	94.999	110,46	88.159	102,51	8.500	-	8,74	122	1.110	950	768
Farm145	124.455	144,72	115.992	134,87	11.000	-	11,45	158	1.220	1.080	838
Farm185	159.563	185,54	147.117	171,07	12.000	-	14,68	163	1.324	1.140	858
Farm235	202.715	235,72	186.498	216,86	16.200	-	18,65	233	1.514	1.310	938

Accessory package with chimney (2 m), rain cover and filter package.



Indirect oil heater type OKLIMA

Our oil heater type Oklima has indirect heating, at which the heat emits to the air via a heat exchanger while the damaging products from the incineration are lead through the chimney.

Fuel oil, diesel oil or petroleum can be used as fuel for indirect oil heaters. Oil heaters require 230/440 V connection.

The heater can be controlled manually or by means of an external signal from a hygostat, thermostat, timer or dryer control. The heater can be supplied with oil from the built-in tank (RS heaters) or be connected to an external tank.

Our indirect oil heaters type Oklima are equipped with DANFOSS controls, oil pump and a stainless steel combustion chamber in order to ensure the best operation and long life.

